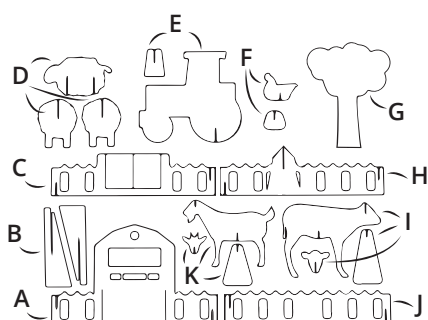



# FARM WITH ANIMALS

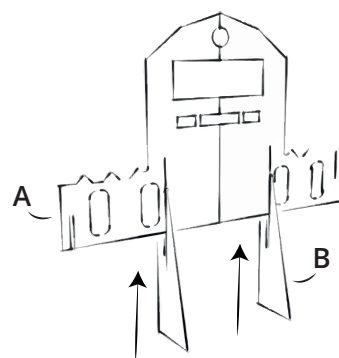
## WHAT'S INSIDE THE BOX?

- |                          |                         |
|--------------------------|-------------------------|
| 1x Sidewall with barn A  | 1x Sidewall with tree H |
| 2x Stand B               | 3x Veal parts I         |
| 1x Sidewall with fence C | 1x Sidewall plain J     |
| 3x Sheep parts D         | 3x Goat parts K         |
| 2x Tractor parts E       |                         |
| 2x Chicken parts F       |                         |
| 1x Tree G                |                         |

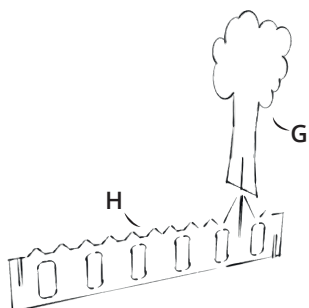


1. Check whether you have all the parts.

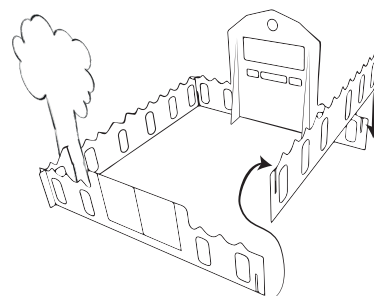
2. Slide the stands B into the slots along sides the shed on sidewall A.



3. Slide tree G into the uprising slot in the sidewall H.



4. The outer slots on the sidewalls fit together. Complete the farm by sliding the side walls together.



5. Complete the animals and tractor by sliding the feet and heads into the slots. Your farm animals are ready to move into their new home!

