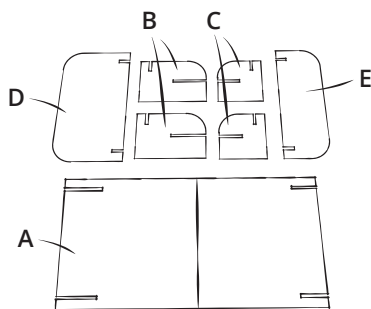
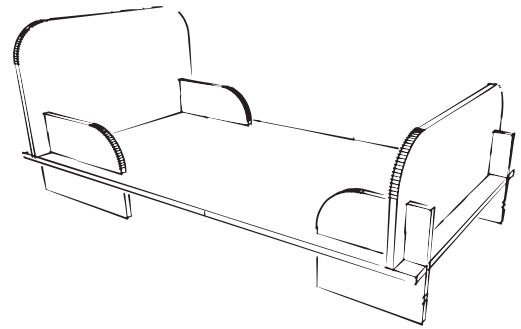


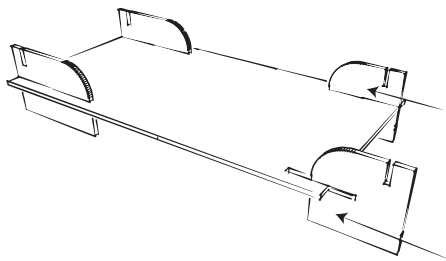
DOLL BED

WHAT'S IN THE BOX?

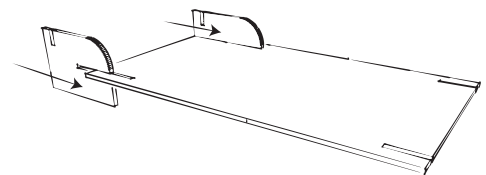
- 1x Bed bottom A
- 2x Leg headboard B
- 2x Leg foot end C
- 1x Headboard D
- 1x Footboard E



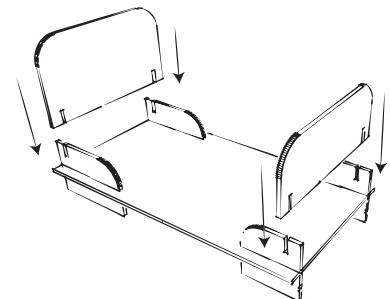
1. Check that you have all the parts.



3. Slide the legs foot end C into the short incisions of the bed bottom A.



2. Slide the legs headboard B into the long incisions of the bed bottom A.
NOTE: Make sure that the cut of the bottom part is facing upwards.



4. Slide the headboard D and footboard E into the incisions of the legs.