



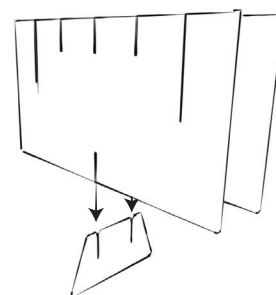
PING-PONG TABLE

WHAT'S IN THE BOX?

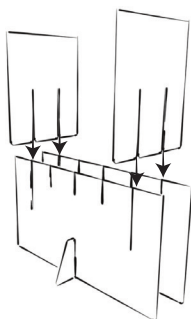
- 2x Table base parts
- 2x Crosspiece big
- 3x Crosspiece small
- 1x Crosspiece tennis net
- 2x Tabletop (honeycomb)
- 2x Table tennis bat
- 1x Ping pong ball



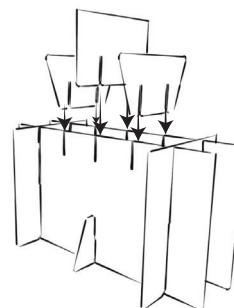
1. Take all parts out of the box and check if everything is included.



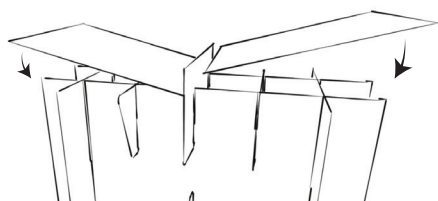
2. Create the base of the ping pong table by sliding the two base parts over the small cross piece.



3. Add the big crosspieces by sliding it over the designated cutouts at the top.



4. Add the other two crosspieces and the crosspiece with the net by sliding it over the designated cutouts at the top.



5. Lay both tabletops on top of the construction, take the bats and have fun playing!