



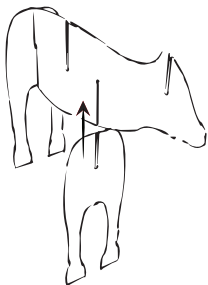
COW

WHAT'S IN THE BOX?


- 2x Legs A
- 1x Head B
- 1x Body C
- 1x Belly D



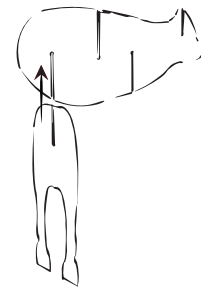
1. Check that you have all the parts.




3. Now take the other legs and slide them into the cow's body at the bottom.



5. Complete the cow by sliding the head into the appropriate incision from above. Your cow is ready for the farm!



2. Take 1 of the legs and slide the body on top.



4. Now slide the belly into the body as well.