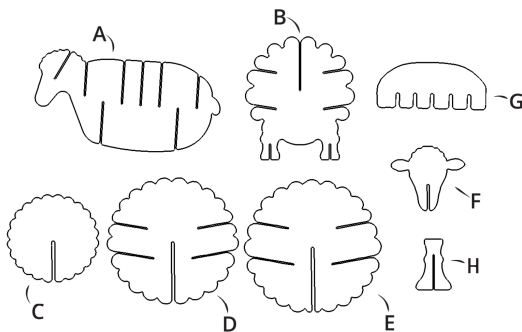



Sheep book shelf

WHAT'S IN THE BOX?

- 1x Basic part A
- 2x Cross part with legs B
- 2x Cross section C
- 2x Cross section D
- 1x Cross section E
- 1x Head F
- 4x Shelf G
- 4x Leg H

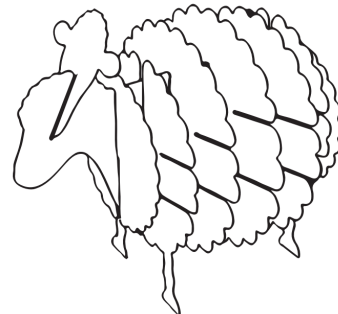
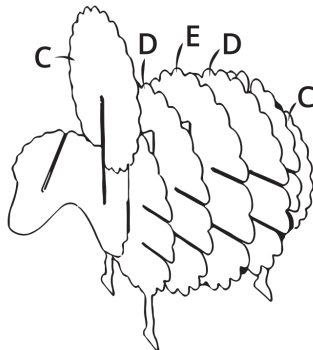


1.

Check if you have all the parts.

2.

Slide base part A into both cross pieces with legs B.

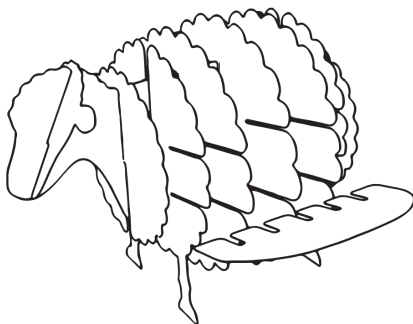


3.

Slide cross pieces C, D and E into the slots, in the above order.

4.

Slide the head F into the front slot.



5.

Slide shelf G into the slots, top and bottom. Do this on both sides.

6.

Slide leg H into the slot of cross member with leg B. Do this for all legs.

