
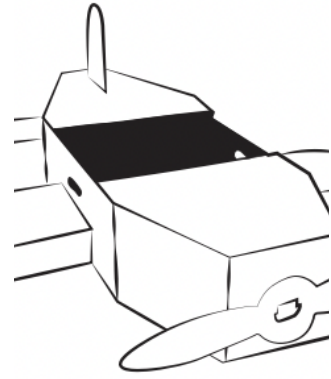


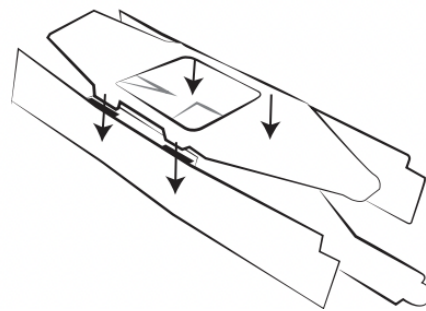
# Airplane

## WHAT'S IN THE BOX?

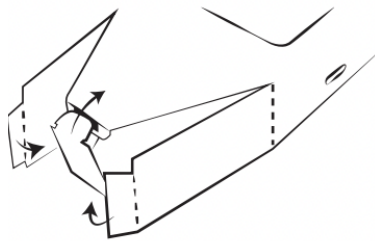
- 1x Airplane body
- 2x Wing
- 1x Tail part horizontal
- 1x Tail part vertical
- 1x Propeller



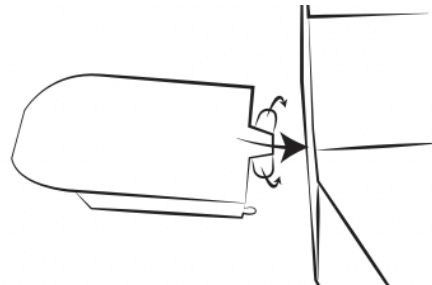
1. Remove the parts from the box. Check if you have all the parts.



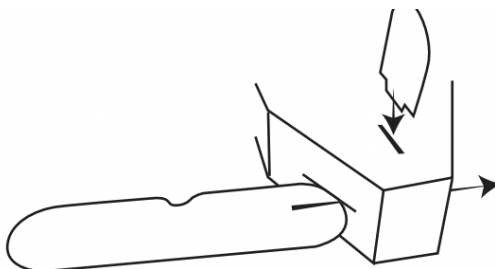
2. Make the base of the plane by sliding the clickers into the holes provided.



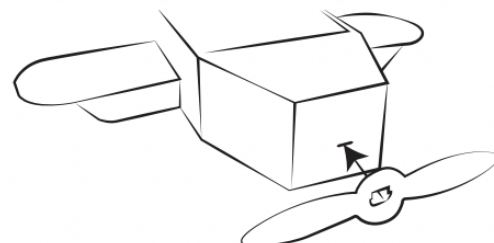
3. Close the front and back of the aircraft by folding the flaps inwards.



4. Bend the clickers of the wings and insert them into the appropriate holes.



5. Attach the tail sections to the rear of the aircraft



6. Attach the propeller to the front of the aircraft. Ready for take off!