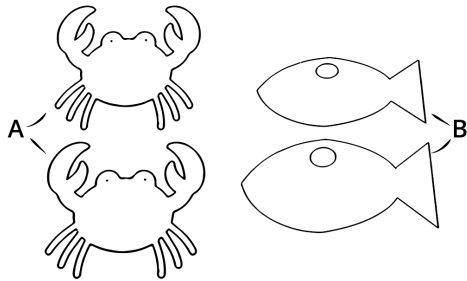



# Costume

## WHAT'S IN THE BOX?



2x Costume A  
or  
2x Costume B

**Add yourself**  
1x Rope





1. Check if you have all the parts. Additional accessories may be included.

2. Cut two lengths of rope to the correct size. Make sure you have room to tie a knot.



3. Pull the string through the front and tie a knot. Do this on both sides.

4. Pull the string through the back and tie a knot. Do this on both sides.



5. Hang costume A on the strings over the person's shoulders. With costume B, put your arms through the armholes.

6. Tip! Decorate the costume to make it even more fun. Your costume is ready!