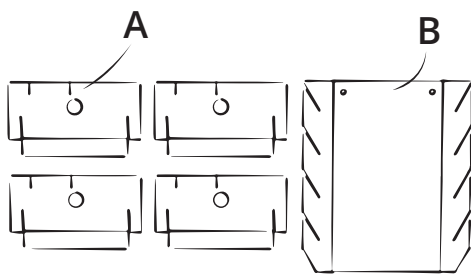
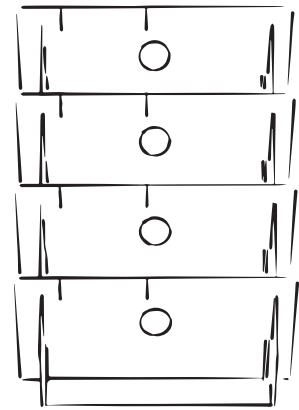


POSTVAKJES

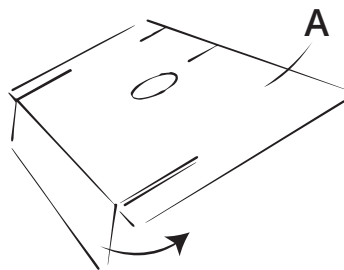
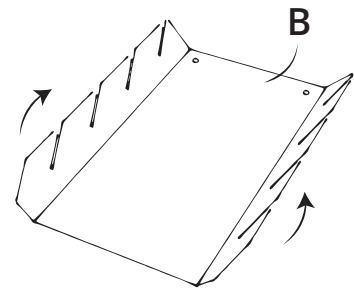
WAT ZIT ER IN DE DOOS ?

4x Deel A
1x Deel B

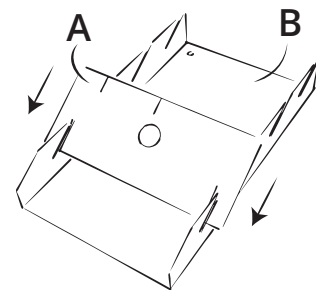


1. Controleer of je alle onderdelen hebt.

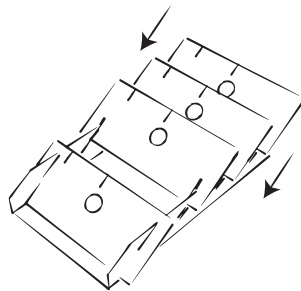
2. Vouw de randen van deel B naar je toe.



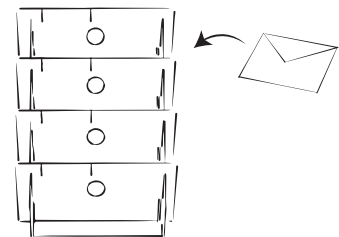
3. Vouw de rand van deel A op zichzelf.



4. Schuif onderdeel A in de eerste gleuf van B.



5. Schuif de drie andere deel A's in de sleuven.



6. Hang je postorganizer op dan kan je eindelijk je post ordenen!