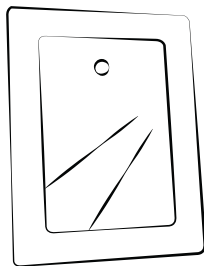

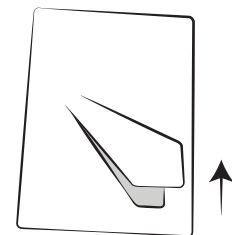



CARDBOARD PICTURE FRAME



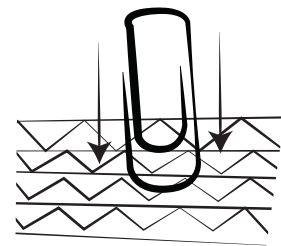
1. Take the product out of the box and check if all parts are included.



2. Fold open the back part of the frame so it can stand upright.



3. Take the picture and close the frame.



4. Pin the picture between the frame with a paperclip or glue!