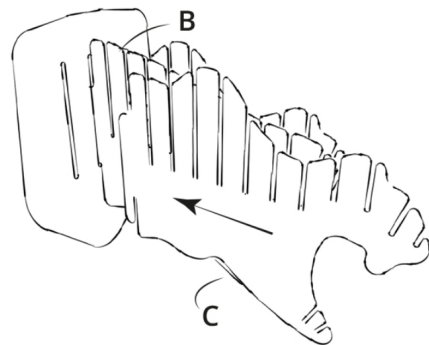
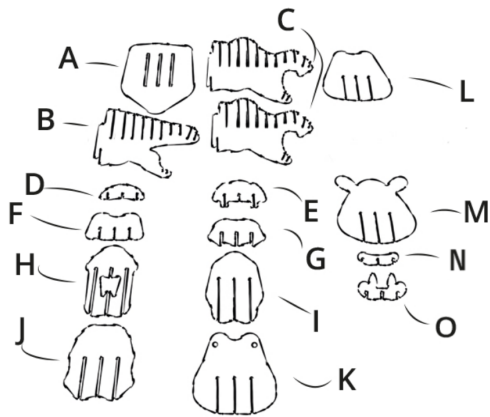
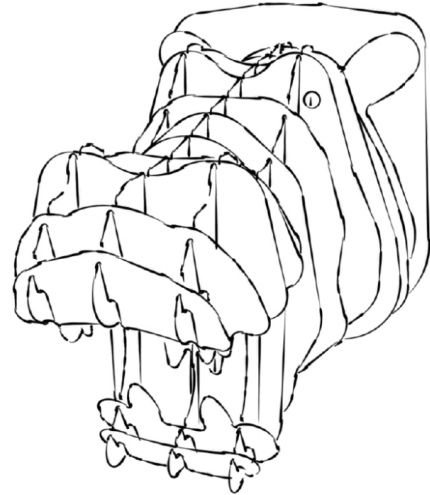


Hippopotamus Head

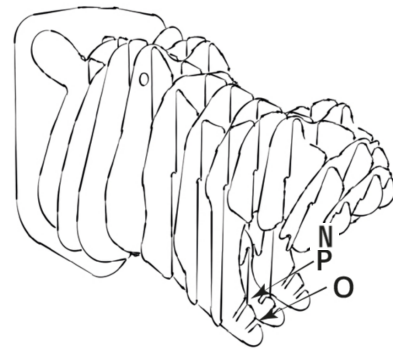
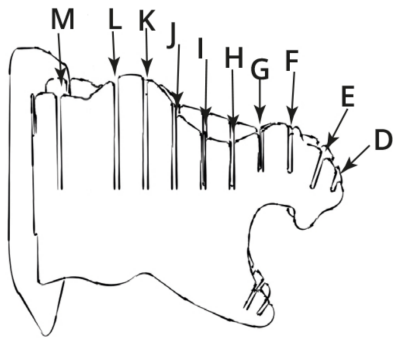
WHAT'S IN THE BOX?

- 1x Back plate A
- 1x Inside base part B
- 2x Outer base part C
- 13x Main parts D-O



1. Check if you have all the parts.

2. Make the hippo's base by clicking the base pieces (B and C) into the back plate (A).



3. Slide main parts (D-M) into the base part in the correct order.

4. Finish the head by adding main parts N and O in the hippo's mouth.