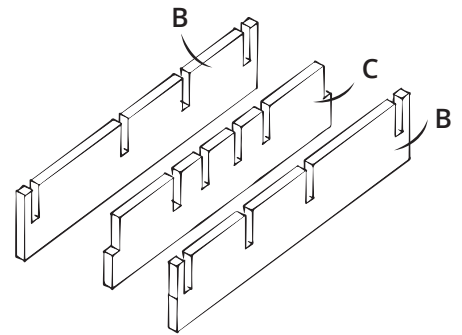
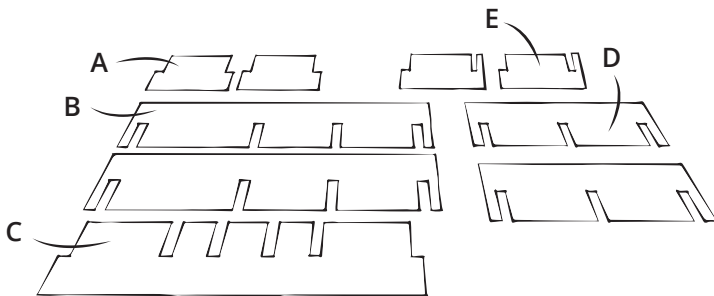
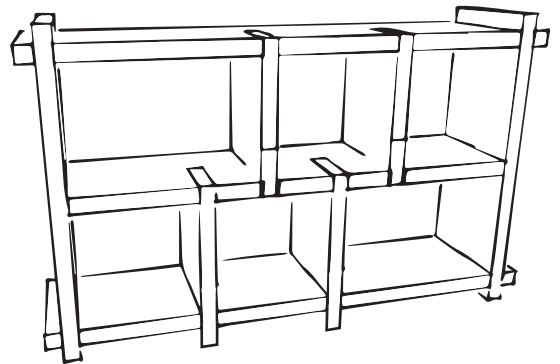


MINNESOTA

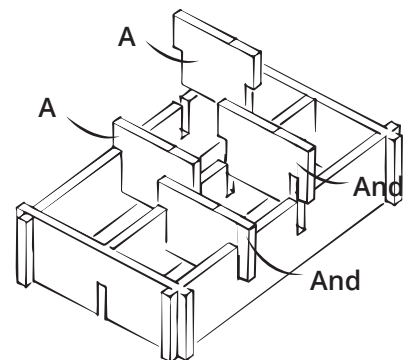
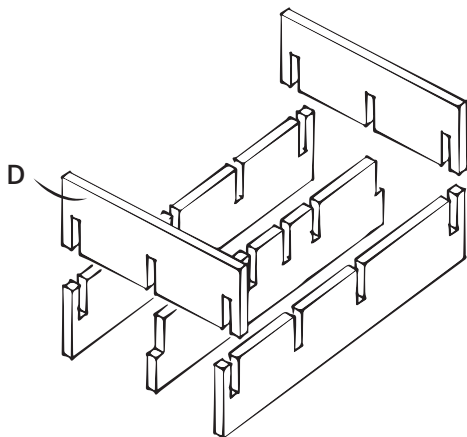
WHAT'S IN THE BOX?

- 2x Partition A
- 2x Cabinet part B
- 1x Cabinet part C
- 2x Exterior D
- 2x Partition E



1. Make sure you have all the parts.

2. Prepare the length pieces with the notches facing up, as shown. Note that parts B are mirrored from each other.



3. Place the outsides D by sliding the notches over each other. Now the cabinet has its shape.

4. Complete the cabinet by sliding the partitions A into the upper notches and dividers E into the lower ones.

TIPS & TRICKS

A closet is of course quite a responsibility. You often see that young couples first take a closet, before really starting children.

There is therefore a lot involved in maintaining a cabinet. To help you on your way, we have a few tips & tricks here!

How do you keep the closet clean?

Cardboard and moisture go badly together. Therefore, we recommend that you use our

Cardboard products clean with air. With this you already blow the dust from the channels and edges of the cardboard. There are in the trade aerosols available with compressed air. Also the use of a Feather duster or a vacuum cleaner is possible, if applied carefully.

Can I give the cabinet a color?

You can optionally paint your cabinet with clear or colored lacquer. Note! We recommend painting the cabinet on both sides to prevent warping.

Is the cabinet resistant to moisture?

Cardboard is a natural product, made of paper. Water and cardboard don't go well together. Quiet around the furniture cleaning is possible with a slightly damp mop. Leave your cardboard cabinet do not stand in water. Lacquered cabinets are with a slightly damp cloth removable.

Can the cabinet be used outside?

In dry weather the cabinet can go outside, in humid weather you have to bring it back in! Also pay attention to excessive sunlight. Sunlight can cause cardboard to dry out, discolour or warp.

How long do the furniture last?

Your closet can last for years if handled with care. Cardboard is a natural product and more vulnerable than wood. Therefore more sensitive to weather conditions, bumps and bumps.

Can't quite figure it out with your closet? Call us on 010-7865553 or email us on webshop@kartent.com. We are happy to help you!

