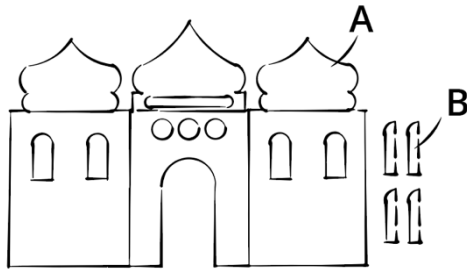



# ARABIC PLAY WALL

WHAT'S IN THE BOX?

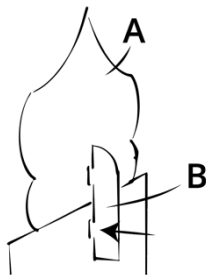
1x Wall A  
4x Part B



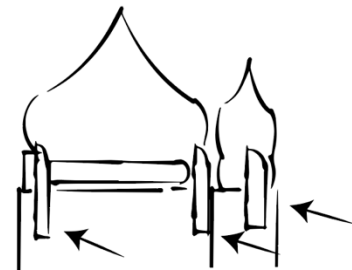
1. Check if you have all the parts.




2. Open the top parts of the wall.



3. Secure the top part A with part B to have it sit up straight.



4. Secure the part B into the wall.



5. Add some decorations and have fun!