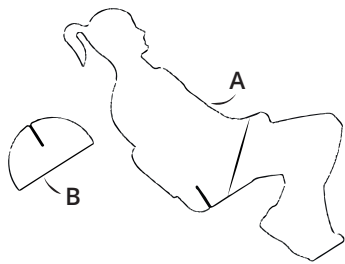
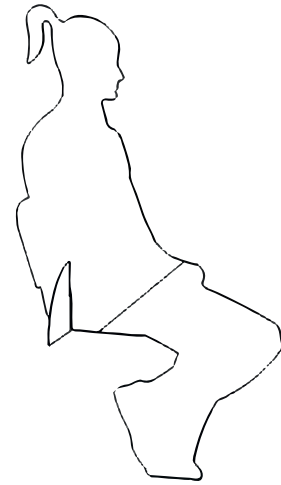


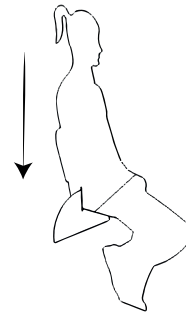
LIFE SIZED FIGURE — SEATED

WHAT'S INSIDE THE BOX?

- 1x Seated figure (A)
- 1x Base (B)



1. Take the parts out of the box and check whether you have all the components.



2. Slide the slots of the figure and the base together. Your figure is now ready to be seated!