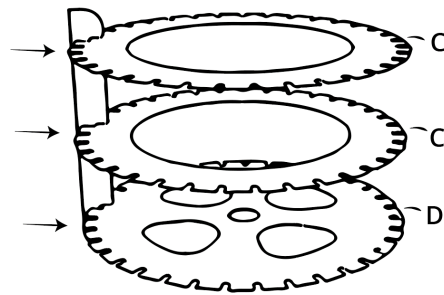
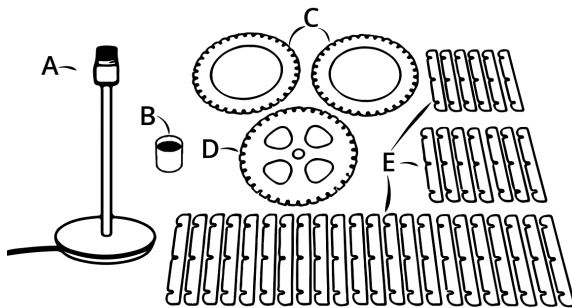



# Eldena

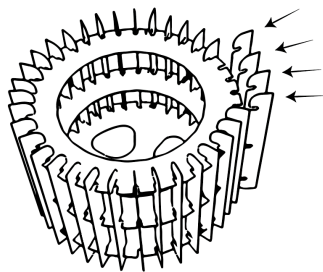
## WHAT'S IN THE BOX?

- 1x Lamp base A
- 1x Lamp socket B
- 2x Middle/upper part C
- 1x Part D
- 35x Part E

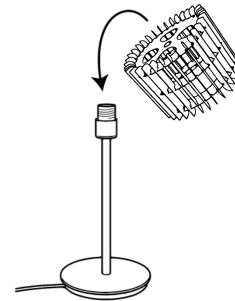


1. Check if you have all parts.

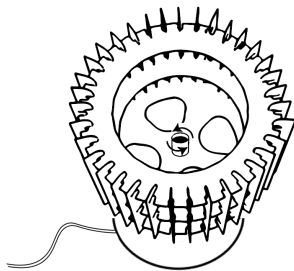
2. Slide part E into the slots of parts C and D.



3. Repeat this with all parts C.



4. Place the lamp on lamp base A. Make sure that part D is at the bottom.



5. Screw the lamp socket back on and screw in the lamp!