

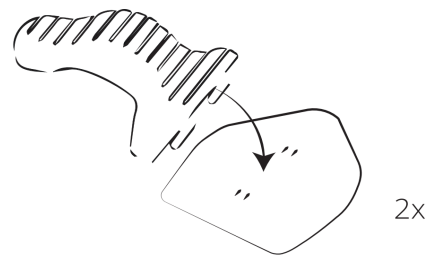
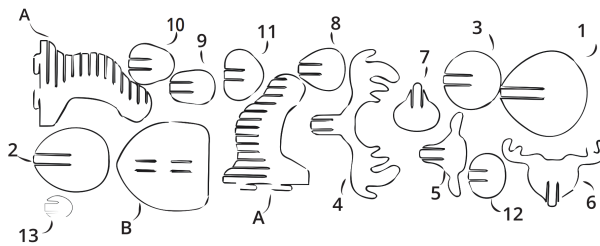
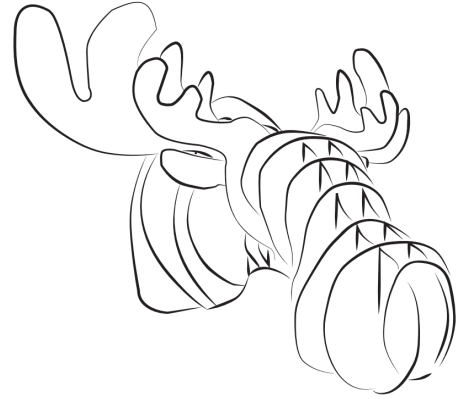
Moose head

WHAT'S IN THE BOX?

2x Base-part moose A

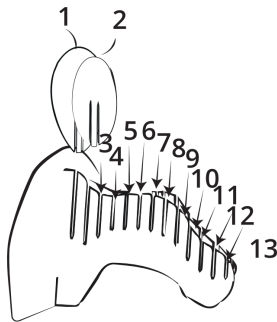
1x Back plate B

13x Main parts 1 - 13



1. Check if you have all the parts.

2. Make the base of the moose by sliding the two base parts into the back plate (2x).



3. Now slide the main parts over the base. Start at 1 and finish at 13.