

Bed Frame

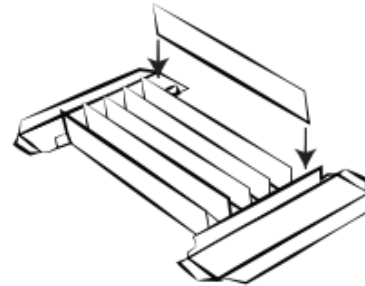
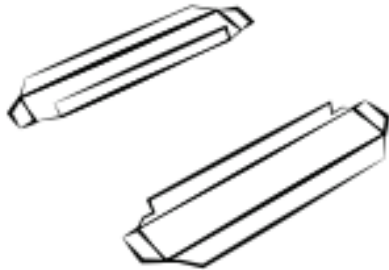
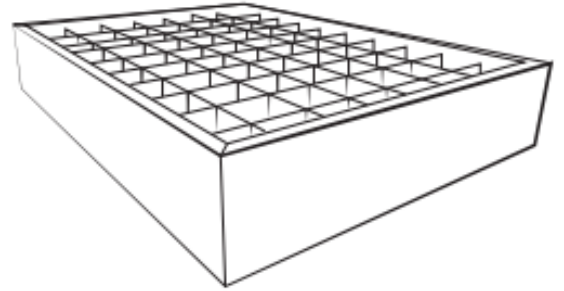
WHAT'S IN THE BOX?

- 2x front/back
- 2x Outer edge side
- 4x Corner clamp
- 9x Cross piece (length depends on bed width)
- 4-9x Length piece (number depends on bed width)

NB!
The corner clamps are assembled delivered and have yet to come apart be achieved.

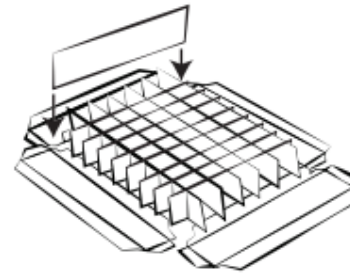
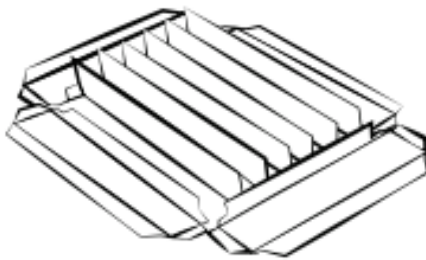
Fold to the fold line!

Scan for the video tutorial!



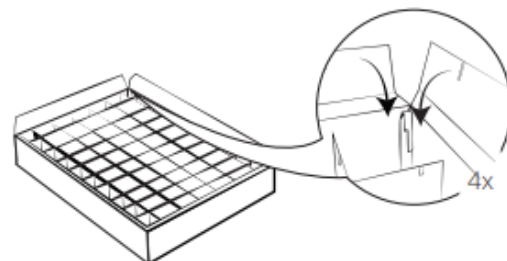
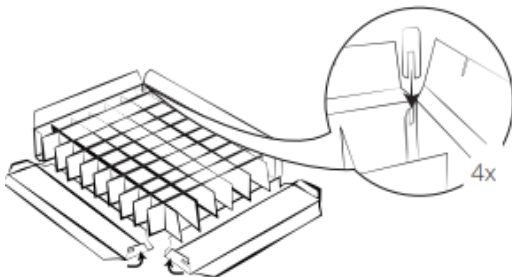
1. Take the front and back and place them opposite each other.

2. Now fix the length pieces in the appropriate notches.



3. Also lay the sides of the bed opposite each other as shown.

4. Now attach the cross pieces over the length pieces.



5. Fold the flaps on the corners, fold up the sides of the bed and fix them with the corner clamps.

6. Now close the sides of the bed by inserting them into the appropriate notches. Your bed is ready! Sleep well!