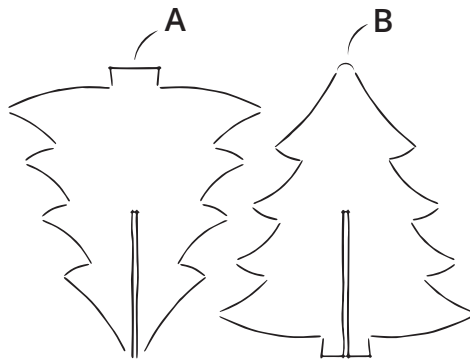



CHRISTMAS TREE 40CM

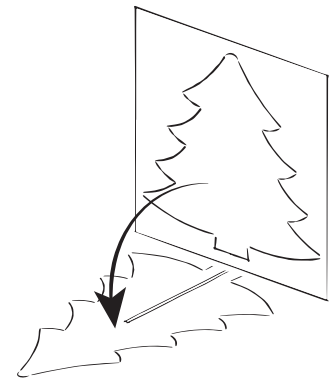
WHAT'S IN THE BOX?

1x Christmas Tree Part A

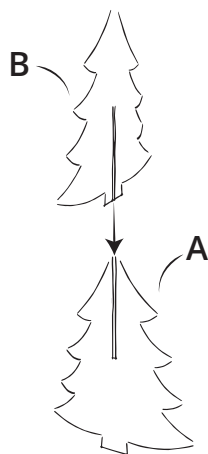
1x Christmas tree part B



1. Make sure you have all the parts.



2. Break the loose parts out of the plate.



3. Slide Christmas Tree Part B into Christmas Tree Part A. Your Christmas Tree is now finished!