
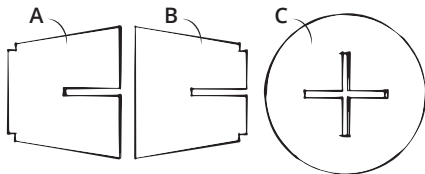



# HONINGGRAAT RONDE TAFEL

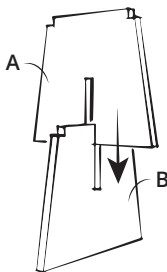
## WAT ZIT ER IN DE DOOS?

- 1x Poot A
- 1x Poot B
- 1x Tafelblad C

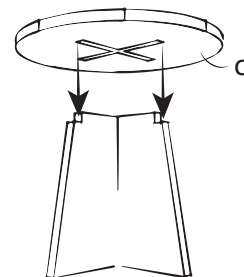


1. Controleer of je alle onderdelen hebt.


2. Breek de loszittende onderdelen uit.



3. Schuif poot A in poot B.



4. Plaats tafelblad C op de poten zo dat de poten in de uitsnedes van het tafelblad vallen.



5. Je ronde tafel is nu klaar!